



























Art and Design Long Term Plan

Class	Autumn Term	Spring Term	Summer Term
 <p>Early Years</p>	<p>In EYFS children will explore the visual arts through Expressive Arts and Design:</p> <div style="display: flex; justify-content: space-around;">       </div>		
<p>Year 1</p>	<p>Fruit (Autumn) Artwork linked to Harvest, fruit and 'Handa's Surprise.' Printing with fruit, Observational drawings of halved fruit. Fruit sculptures with plasticene. Weaving paper. Explore lines and patterns of animal skins/Kenyan tribal prints including artists such as Bisa Butler.</p> 	<p>Dragons (Spring) Inspired by 'Zog.' Use plasticene to make Zog/Zogs friends. How to draw a simple dragon tutorial. Learn to mix primary colours then paint an orange, purple or green dragon. Explore lines to draw scales on dragon eggs.</p> 	<p>Waves (Summer) Hokusai artist study. Focus on the painting 'The Great Wave.' Collaborative wave by drawing round hands and use a range of white and blue collage materials. Make own sea collage by ripping and arranging blue collage materials. Listen and respond to wave sounds using white wax and a blue wash. Make sea sculptures by curling white and blue paper.</p> 
<p>Year 2</p>	<p>Natural Art (Autumn) Leaf observational drawing Leaf printing Goldsworthy artist study and transient art, Natural sculptures using clay Using natures paintbrushes.</p> 	<p>Circles (Spring) Kandinsky artist study Drawing, painting and printing concentric circles . Look at the concentric circles of Alma Thomas using collage. Individual or collaborative projects.</p> 	<p>Buildings (Summer) Brick and tile rubbings around school Printing brick patterns using lego etc Lowry artist study. Focus on Lowry figures. Observational drawings of local Victorian buildings. Recreate scenes outside and photograph. Draw using muted soft pastels.</p> 

Art and Design Long Term Plan

<p>Year 3</p>	<p>Egyptian Art (Autumn) Drawing Tutankhumun, mixed media desert landscapes, printing Egyptian scarab beetles, use photograph to make themselves into a pharaoh, sculpting Egyptian jewellery.</p> 	<p>Flowers (Spring) Photograph flowers close up. Print photographs in black and white . Paint over with watercolour paints. Sculptures of flowers. Georgia O'Keeffe artist study. Draw and paint flowers close up</p> 	<p>Cave Art (Summer) Cave art study including Chauvet, the 'Cave of Forgotten Dreams.' Explore features of cave art ie hands, animals and symbols. Draw using soft pastels and charcoal. Make own paint pigments using natural materials.</p> 
<p>Year 4</p> 	<p>Mythological Monsters (Autumn) Make themselves into medusa using photograph and black pens. Sara Faneli artist study. Collage their own mythical creatures using Sara Fanelli as inspiration. Make medusa head using clay and pipe cleaners.</p> 	<p>The Ice Palace(Spring) Artwork inked to 'The Ice Palace' in Literacy. Observational drawings of winter trees using charcoal. Explore colour mixing to create night sky. Gustav Klimt artist study. Paint in the style of Gustav Klimt. Learn to draw 3D shapes. Drawing 3D shape ice palaces. 3d paper palaces.</p> 	<p>Jungle (Summer) Henri Rousseau artist study. Drawing jungle animals. Make own collage materials and use with other media to make a jungle collage. Make own foam block print using jungle foliage as inspiration.</p> 

Art and Design Long Term Plan

<p>Year 5</p>	<p>William Morris/Victorian Art (Autumn) William Morris artist study. Explore William Morris designs. Observational drawings of seasonal natural items. Design a tile/wallpaper using observation drawings. Make a polystyrene tile, Print with tile. Compare with modern day interior designer Lucy Tiffney</p> 	<p>People in Action (Spring) Eadweard Maybridge/Aleberto Giametti/Keith Haring artist study. Photograph each other in action. Drawing using different media. Foil sculptures</p> 	<p>Rivers (Summer 1) Monet artist study. Painting waterlilies. Use Marc Martin's book 'A River' for inspiration. Draw a collaborative patchwork.</p> 
<p>Year 6</p>	<p>Landscapes (Autumn) Explore composition with a focus on foreground, middleground, background and the horizon line. Use Robin Mead as inspiration for watercolour paintings. Printing with 2 colour overlays. Landscape collages . Monochromatic landscapes. One point perspective landscapes.</p> 	<p>Portraits(Spring) Continuous line drawings of faces using different drawing materials. Continuous Wire sculptures. Explore cubism. Draw portraits inspired by Picasso. Relief sculptures.</p> 	<p>Pop Art (Summer) Andy Warhol/Roy Lichtenstien artist study. Drawing portraits in the style of Lichtenstien. Focus on how complimentary colours were used in Pop art and develop own designs. Art gallery visit. Screen printing workshop.</p> 

Art and Design Long Term Plan