

# HomeWork

## Year 3

## Autumn Term Home learning tasks

### Task 1 - Science

Which of these give off light?



Now, order the light givers from brightest to dimmest.

Make a list of all of the light sources in your house, e.g. lamp, TV etc. You can take photos of them and upload them to Seesaw.

### Task 2 – History

Why not try mummifying some fruit!

See Mr Fletcher for an instruction sheet and see what happens when you mummify a piece of fruit.



Take photographs of each stage and upload it to Seesaw for your classmates to see!




### Task 3 – Geography

Can you find these facts about the weather in another country.

Present your finding in a creative way


- Name of country
- Continent it is in
- Summer day temperature
- Summer night temperature
- Weather patterns in summer months
- Winter day temperature
- Winter night temperature
- Weather pattern in winter months
- Interesting weather facts

### Task 4 – Science



Here are some shadow animals which you can create with your hands. Practise them. Could you make shadows to create a butterfly, a snail or a duck?

Tell a story about your animals, with shadow puppets and upload it to Seesaw. Draw a shadow picture.



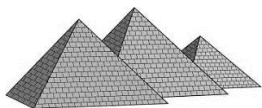
Use a torch or the sunlight to cast a shadow and then draw around it.

Colour and label it.

### Task 5 – History

Pyramids The Ancient Egyptian pyramids are some of the most impressive structures built by humans in ancient times, and although they were built thousands of years ago they still stand.

Create your own model of a pyramid using your choice of material



### Task 6 – English

Write a diary entry for Professor McGinty Describe one of his adventures – What does he do? Where does he go? What does he discover? How does he feel?



### Task 7 – Maths

Aaisha is investigating 3 digit numbers.

Her teacher says the digits she uses have to add up to 5. For example, 311, 104 and so on.


How many three digit numbers can she make with digits that add up to 5?

### Task 8 – Computing

Design a poster which would help other children your age stay safe online.

Give them advice about how to protect their identity online and what they should do if they are bullied.

Go to this website for advice: [4-7s | CEOP Education \(thinkuknow.co.uk\)](https://www.thinkuknow.co.uk) Here is a QR code to the site too!



Choose and complete one Home Learning Tasks from the grid above every two weeks. Before the half-term holiday, you will have handed in 4 completed tasks. After the half-term holiday, you will have handed in 3 more completed tasks. By the end of term, you will have completed all 7 tasks!